

Milo Sleeper Sectional



The sleek and flat profile of the Milo Sleeper Sectional marries sophisticated style with casual comfort. Milo™s subtle curves of the padded armrest add visual elegance while delivering plush and stable support for the spacious seating. Milo features a modern design that can be easily converted into a spacious bed, perfect for when you have guests over. Much like the grandeur of Italian design, Milo is especially suited for luxury spaces as the design of the Milo is formed with more width than the average sectional, providing an overall grander feel for your home. Enjoy our preset configuration or customize your own design by purchasing pieces separately.

[See the entire Milo Collection here.](#)

[Learn more about the Milo design here.](#)

Details

- Kiln-dried hardwood frame with dowelled joints and reinforced corner blocks
- Soft-padded frame made with polyurethane foam wrapped in polyester fiber
- Back cushions: 3-layer high-density foam cushioning topped with premium 100% goose feathers
- 8 gauge sinuous spring construction
- Includes washable mesh mattress cover
- Round, low profile solid stainless steel legs
- Legs require light assembly
- Connectors not included/compatible with this collection
- Please ensure to measure your entrances, elevators, hallways, and the location where you plan on putting the furniture to make sure the product will easily fit through.
- Shipping dimensions: 89.5in x 41.5in x 25in

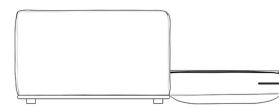
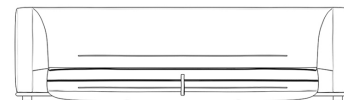
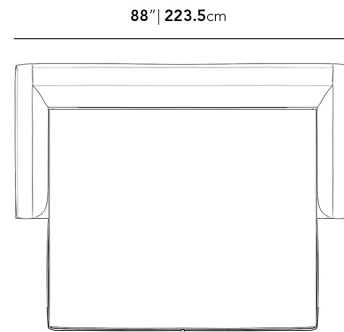
Dimensions

88 in x 69 in x 31.5 in (Width x Depth x Height)

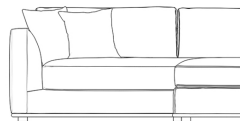
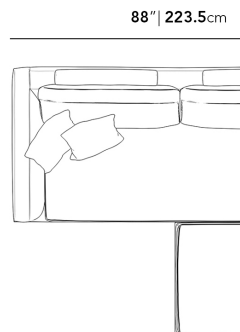
Seat Height: 17 in

Seat Depth: 23.6 in

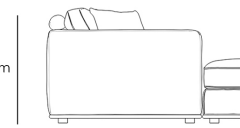
All measurements are approximations.



70" | 177.8cm



88" | 223.5cm



31.5" | 80cm

69" | 175.3cm