



Rove Concepts

## Portier Corner

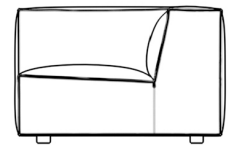
The Portier Corner is a simple structured seat with boxy flare and a low-set profile. Square arm rests are made like a side table, while an elevated back rest provides ample lean-back support. High-density foam cushioning is nicely rounded and perfectly firm. Pair with additional Portier Modular pieces to create your perfect sectional.

### Details

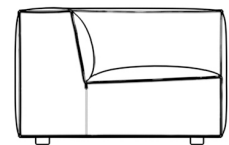
- Kiln-dried hardwood frame with doweled joints and reinforced corner blocks
- Soft-padded frame made with polyurethane foam wrapped in polyester fiber
- 8 gauge sinuous spring construction
- 3 layer high-density foam cushioning
- Medium-Firm Feel ([Learn more about our sofa firmness here.](#))
- Legs require light assembly

### Dimensions

38 in x 38 in x 25 in (Width x Depth x Height)  
All measurements are approximations.



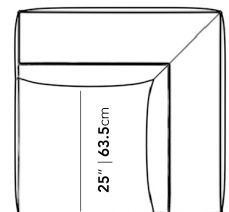
38.25" | 97.2cm



25" | 63.5cm

14.8" | 37.6cm

38.25" | 97.2cm



38.25" | 97.2cm