



Rove Concepts

## Portier Right Arm Corner

The Portier Right Arm Corner is a simple structured corner seat with boxy flare and a low-set profile. Square arm rests are made like a side table, while an elevated back rest provides ample lean-back support. High-density foam cushioning is nicely rounded and perfectly firm. Pair with additional Portier Modular pieces to create your perfect sectional.

### Details

- Kiln-dried hardwood frame with doweled joints and reinforced corner blocks
- Soft-padded frame made with polyurethane foam wrapped in polyester fiber
- 8 gauge sinuous spring construction
- 3 layer eco-friendly high-density foam cushioning
- Includes 2 feather filled throw cushions
- Medium-Firm Feel ([Learn more about our sofa firmness here.](#))
- Legs require light assembly


### Dimensions

42 in x 38 in x 25 in (Width x Depth x Height)


Seat Depth: 25 in

Arm Height: 20.5 in

All measurements are approximations.



42" | 106.7cm

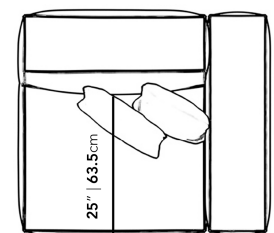


25" | 63.5cm

20.5" | 52cm

14.8"

38" | 96.5cm



25" | 63.5cm