



Rove Concepts

Porter Left Arm Chaise


The Porter Left Facing Chaise is a simple structured seat with boxy flare and a low-set profile. Square arm rests are made like a side table, while an elevated back rest provides ample lean-back support. High-density foam cushioning is nicely rounded and perfectly firm. Detailed pipe stitching around the edges finishes the modern design that can be combined with other Porter Modular pieces to create your perfect sectional.

Details

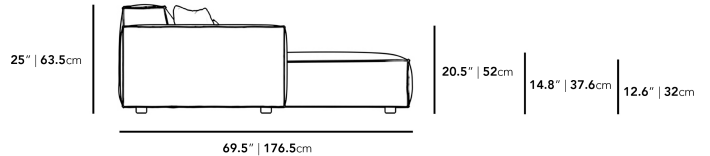
- Kiln-dried hardwood frame with doweled joints and reinforced corner blocks
- Soft-padded frame made with polyurethane foam wrapped in polyester fiber
- 8 gauge sinuous spring construction
- 3 layer high-density foam cushioning
- Includes 2 feather filled throw cushions
- Medium-Firm Feel (Learn more about our sofa firmness here.)
- Legs require light assembly

Dimensions

42 in x 69.5 in x 25 in (Width x Depth x Height)
 Seat Height: 15 in
 Arm Height: 20.5 in
 All measurements are approximations.



42" | 106.7cm



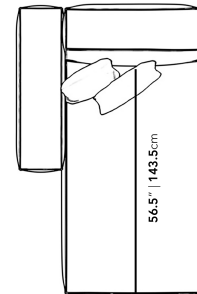
25" | 63.5cm

69.5" | 176.5cm

20.5" | 52cm

14.8" | 37.6cm

12.6" | 32cm



56.5" | 143.5cm