



Rove Concepts

Porter Sectional

The Porter Sectional is a simple structured sofa with boxy flare and a low-set profile. Square arm rests are made like a side table, while an elevated back rest provides ample lean-back support. High-density foam cushioning is nicely rounded and perfectly firm. Detailed pipe stitching around the edges finishes the eloquent modern design.

[See the entire Porter Collection here.](#)

[Learn more about the Porter design here.](#)

Details

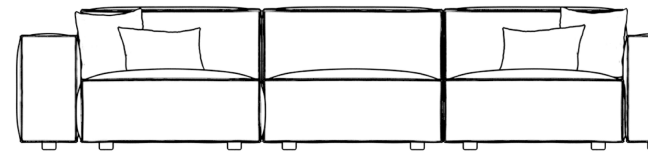
- Kiln-dried hardwood frame with doweled joints and reinforced corner blocks
- Soft-padded frame made with polyurethane foam wrapped in polyester fiber
- 8 gauge sinuous spring construction
- 3 layer high-density foam cushioning
- Includes 4 feather filled throw cushions
- Medium-Firm Feel ([Learn more about our sofa firmness here.](#))
- Legs require light assembly
- Connectors not included/compatible for this collection

Dimensions

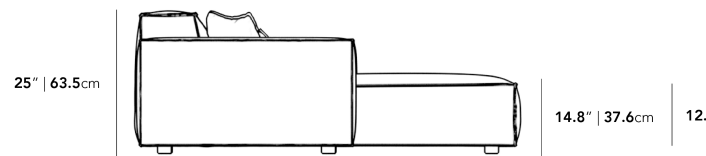
116 in x 69.5 in x 25 in (Width x Depth x Height)

Seat Height: 12.6 in

All measurements are approximations.



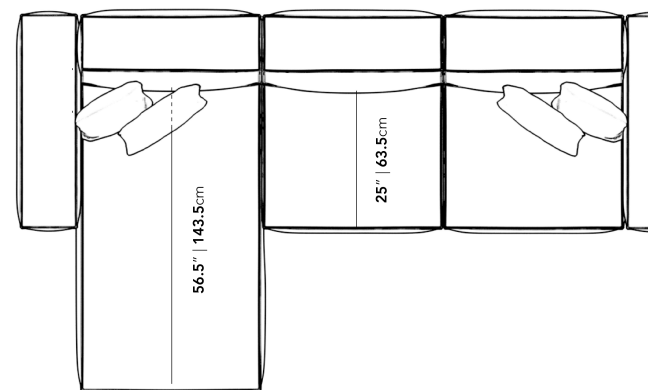
116" | 294.6cm



25" | 63.5cm

14.8" | 37.6cm | 12.6"

69.5" | 176.5cm



56.5" | 143.5cm

25" | 63.5cm